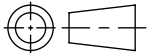
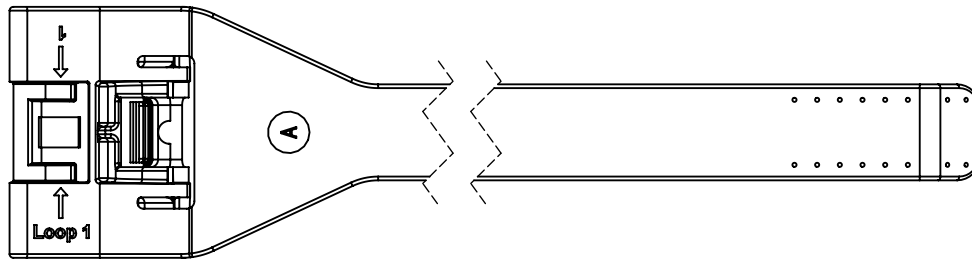
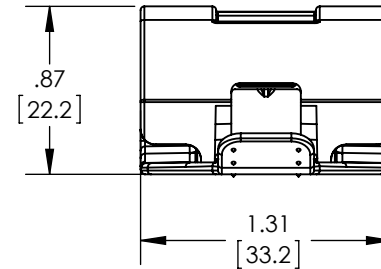
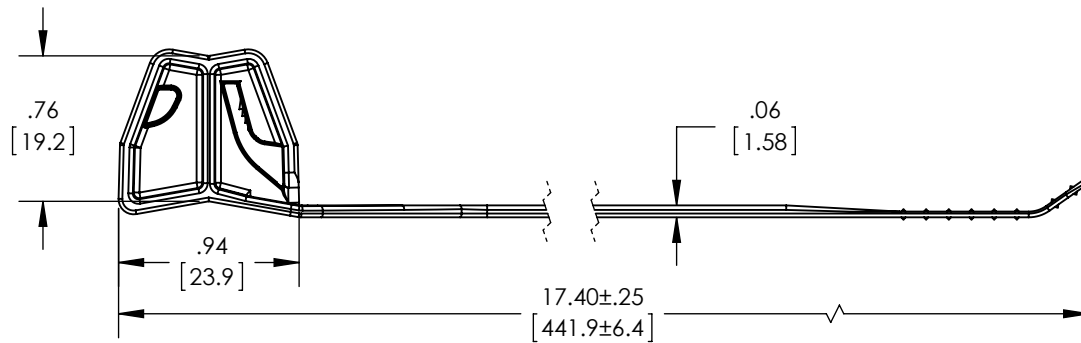

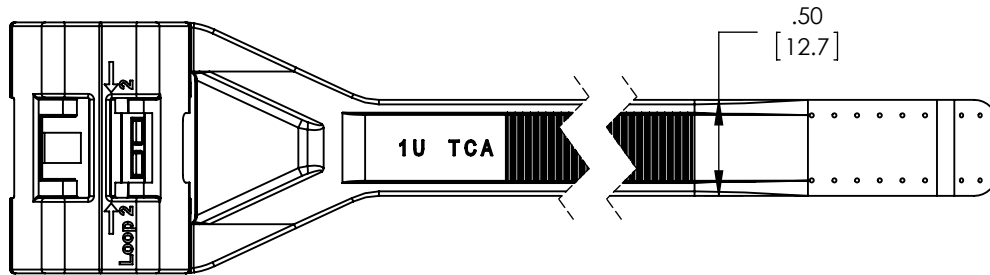


SW2011



Revision level			Revision Record	Changed	Date	Approved	Date
Drawing	State	Part					
07.1	Design Release	A	SEE ECN# 013241	KEP	8/27/2015	KAC	8/27/2015



07.1

Maximum Combined Bundle Diameters (in)	Minimum Loop Tensile Strength (lbs) with 1/4" top bundle and 2.5" bottom bundle
4.5	120

Material  
PA66HIRHSUV

Units: inches  
Dimension without tolerances details to:  
.xxxx = ±.0005  
.xxx = ±.005  
.xx = ±.01  
.x = ±.03  
None = ±.06  
∠ = ±0.5°  
Dimension Formatted in [mm]

The copyright of this drawing is reserved by HellermannTyton. It is issued on condition that it is not reproduced, copied, or disclosed to a third party, either wholly or in part, without the consent of HellermannTyton.

Drawn WPT 01/16/2013  
Approved WPT 02/12/2013  
**HellermannTyton**  
North America  
Email: corp@htamericas.com  
Web: www.hellermann.tyton.com

Article/Type-No TAS120L  
Title Aerial Support Cable Tie  
Drawing-No 12-0018-015-CSU  
Production : Phase

Scale 1:1  
Project Number PRP 12-0018  
Format AH  
Sheet 1/1