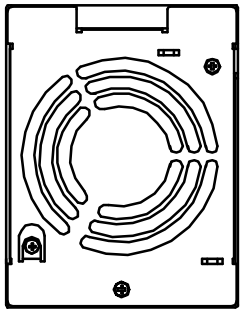

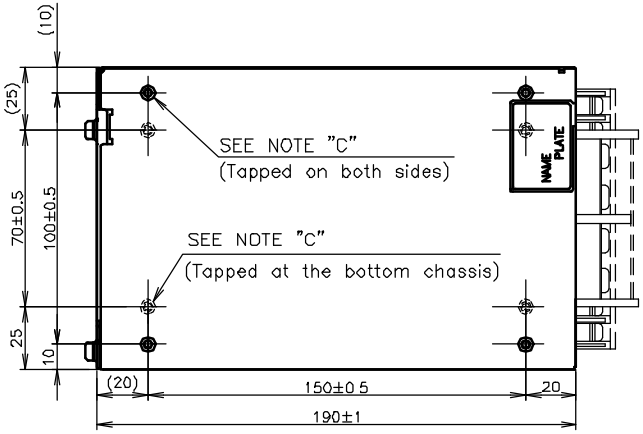


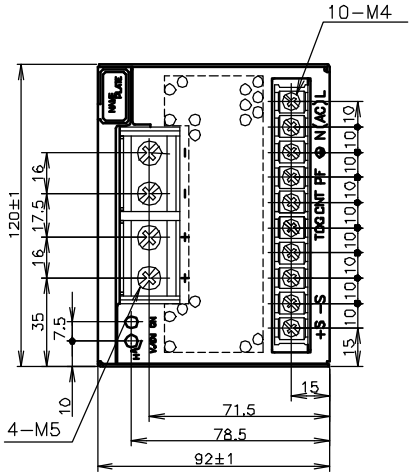


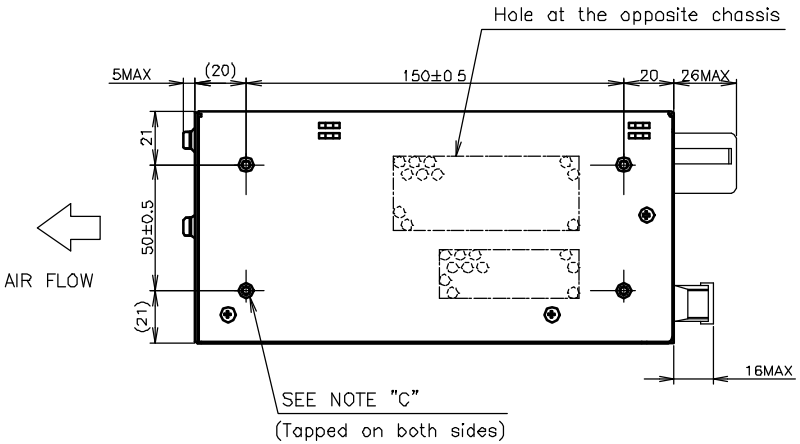


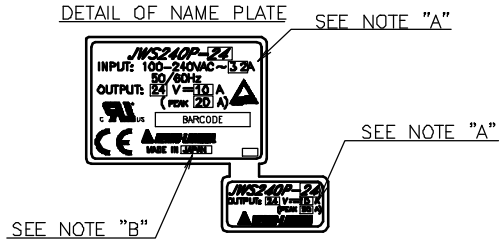


## ACCESSORIES

* Cover for barrier terminal strip -------- 2
  (Mounted on terminal strip at time of shipment)
* Metal piece for shorting TOG & CNT ---- 1
  (Mounted on terminal strip at time of shipment)
* Sensing wire -------- 2
  (BROWN: + , BLUE: −)

## NOTES

A: Model name, nominal output voltage and maximum output current are shown here in accordance with the specifications.

B: Country of manufacture will be shown here.

C: M4 tapped holes (20) for customer chassis mounting.
(Screws must not protrude into power supply by more than 6m/m.)

(unit : mm)

| MODEL NAME | JWS240P |
|---|---|
| NEMIC-LAMBDA | |

A1B2−02−01A