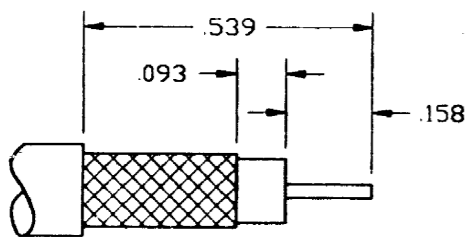
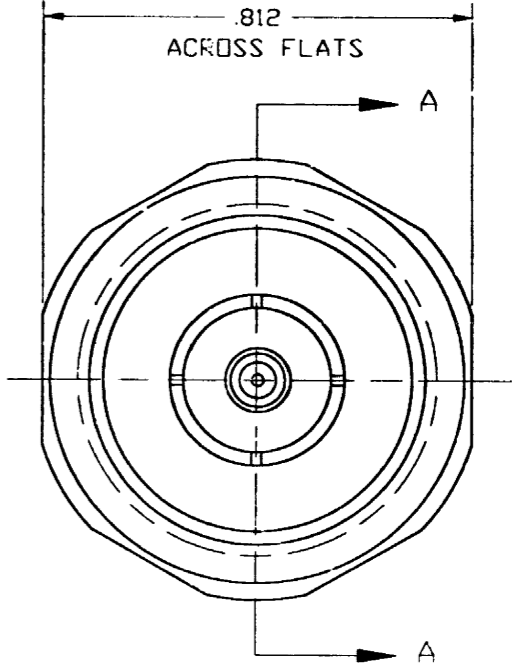
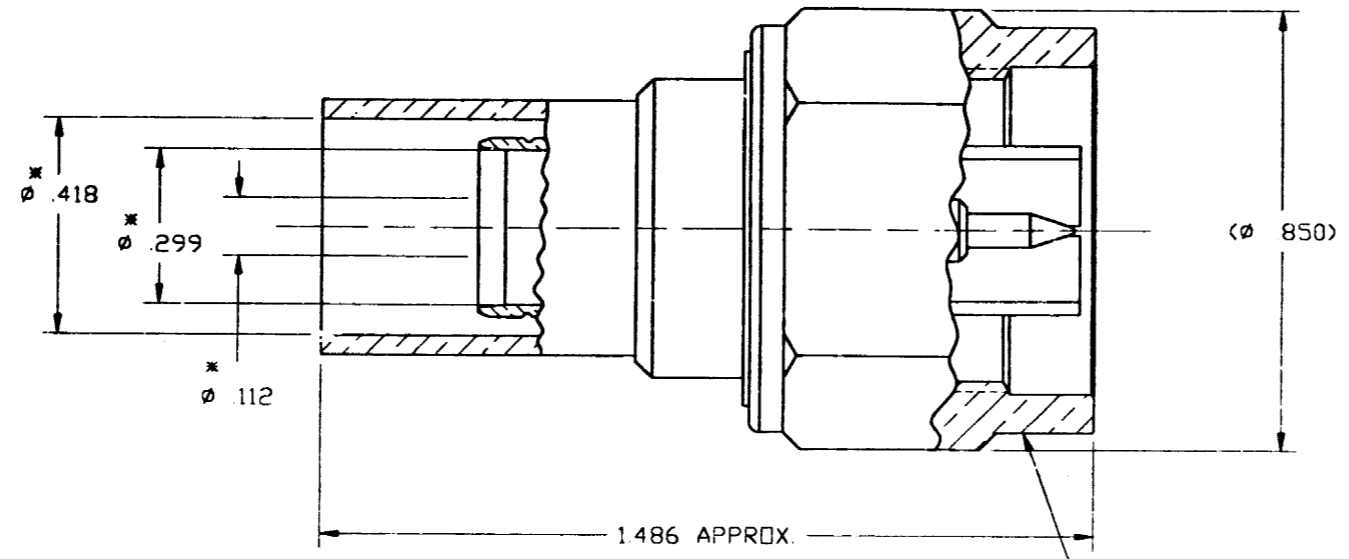


NOTES:

1. MATERIALS OF CONSTRUCTION:
 BODY, OUTER CONTACT & COUPLING NUT - BRASS, ASTROPLATED.
 CONTACT - BRASS, SILVER PLATED.
 RETAINING RING - PHOSPHOR BRONZE
 FERRULE - COPPER ALLOY, ASTROPLATED.
 INSULATOR - PTFE.
 GASKET - SILICONE RUBBER.
2. ASTERISK (*) INDICATES CABLE ENTRY DIMS.
3. PACKAGE THIS CONNECTOR IN BAG 999-226.
4. DO NOT SCALE THIS DRAWING.
5. UNLESS OTHERWISE SPECIFIED, ALL DIMENSIONS ARE AFTER PLATING.
6. THIS PART NUMBER MEETS REQUIREMENTS OF MIL-C-39012.

82-340-1054

DRAWING NO.		REVISIONS			
REV	DESCRIPTION	DATE	ECO	APPR	
A	OFFICIAL ENG. RELEASE TO MFG.	4/24/96	41292	CPM/DR	
B	SEE SHEET 1	6/26/96	41428	CPM/L	



SECTION A-A

STAMP "AMPHENOL 82-340-1054"

UNLESS OTHERWISE SPECIFIED, DIMENSIONS ARE IN INCHES AND TOLERANCES ARE: 2 PLACE DECIMAL ±.015 (0.381 mm) 3 PLACE DECIMAL ±.005 (0.127 mm) ANGLES ± 1°	MATERIAL	DRAWN C McGRATH	DATE 4/18/96	TITLE QUICK CRIMP "N" PLUG FOR SOLID DIELECTRIC (BELDEN 9913 AND 9914) CABLES	Amphenol Amphenol Corporation RF/Microwave Operations Danbury, Conn. U.S.A. 06810			
	REFERENCE AR 965194-0	ENGINEER D ROYCE	DATE 4/22/96			SCALE: 3:1 SHEET 2 OF 2		
NOTICE - These drawings, specifications, or other data (1) are, and remain the property of Amphenol Corp. (2) must be returned upon request; and (3) are confidential and not to be disclosed to any person other than those to whom they are given by Amphenol Corp. The furnishing of these drawings, specifications, or other data by Amphenol Corp., or to any other person to anyone for any purpose is not to be regarded by implication or otherwise in any manner licensing, granting rights or permitting such holder or any other person to manufacture, use or sell any product, process or design, patented or otherwise, that may in any way be related to or disclosed by said drawings, specifications, or other data.		APPROVED D ROYCE	DATE 4/22/96	CAD FILE H:\DEPT611\N\082\NASSY\340\1054S-1F2	CODE ID 74868	DWG SIZE B	DRAWING NO. 82-340-1054	ISSUE B